



Psalm 17: Lord, When Your Glory Appears

Music by Luke D. Rosen

For Cantor, SATB Choir, Piano, Guitar

Instrument Parts:

Flute
Clarinet in B^b
Alto Saxophone
Tenor Saxophone
Horn in F
Trumpet in B^b I & II
Trombone I & II
Tuba
Violin I & II

Responsorial Psalm for:
Thirty-Second Sunday in Ordinary Time (C)

Psalm 17: Lord, When Your Glory Appears

Luke D. Rosen

Steadily ♩ = 90
Introduction

Piano

F Gm7 F/A Csus4 C Dm C G A Dm

Cantor

5 B^b B^b/C F F Gm7 F/A Csus4 C

Lord, when your glo - ry ap - pears, my

Pno.

Cantor

9 Dm C A Dm B^b B^b/C F

joy be full, my joy will be full.

Pno.

Refrain

13 F Gm7 F/A Csus4 C Dm C C/B^b

Choir: Lord, when your glo - ry ap - pears, joy will be

Pno.

16 A Dm B^b B^b/C F

Choir: full, my joy will be full.

Pno.

Verse 1,2,3

19 C/B^b F/A C/B^b F/A

1. O LORD hear a cause that is just, pay

2. I kept steps firm - ly in your paths. My

3. Grieve me the ap - ple of your eye.

Pno.

23 Gm7 Dm Csus4

heed to my cry.

feet have never fal - -

Hide me in the sha - dow of your wings. for

Pno.

27 C/Bb F/A C/Bb F/A

Turn your ear to my prayer: no de -

you I call; for you secretly heed me, O God. Turn your

me, in jus - tice I will be - hold your face; when I a -

Pno.

31 Gm7 Dm7 Csus4 C

ceit on my lips.

ear to me; hear my words.

I shall be filled with the vi - sion of your pres - - - ense.

Pno.

Final Refrain

35 F Gm7 F/A Csus⁴ C Dm C C/B^b Dm

Choir
Lord, when your glo - ry ap pears, my joy will be full, my

Pno.

39 B^b B^b/C Dm B^b B^b/C F//

Choir
joy will be full.

Pno.

molto rit.

SAMPLE

Psalm 17: Lord, When Your Glory Appears

Luke D. Rosen

Steadily ♩ = 90
Introduction

Piano

F Gm7 F/A Csus4 C Dm C C A Dm

Cantor Refrain

Cantor

5 B^b B^b/C F F F/A Csus4 C

when you ap - pears, my

Cantor

9 Dm C C/B^b A D B^b/C F

joy will be full, my joy will be full.

Refrain

Choir

13 F Gm7 F/A Csus4 C Dm C C/B^b

Lord when your glo ap - pears, my joy will be

Choir

16 A Dm B^b B^b/C F

full, my joy will be full.

Verse 1,2,3

19 C/B^b F/A C/B^b F/A

1. O LORD, hear a cause that is just, pay

2. I kept my steps firm - ly in your

3. Guard me as the ap - ple of your eye.

23 Gm⁷ Dm Csus⁴ C

heed to

feet have ne - fal - tered. To

Hide me in the sha - w your As for

27 C/B^b F/A F/A

Turn your to prayer: no de -

you for you will su - ly heed me, O God. Turn your

me, jus - tice I shall be - hold your face; when I a -

B^bmaj⁷ Csus⁴ C

is on my lips.

ear to me; hear my words.

wake I shall be filled with the vi - sion of your pres - ense.



Final Refrain

35 F Gm7 F/A Csus4 C Dm C C/B^b

Choir Lord, when your glo - ry ap - pears, my joy will be

38 A Dm B^b B^b/C Dm *molto rit.* B^b B^b/C F/

Choir full, my joy will be all.

SAMPLE

A Note on instrumentation for any Psalm Setting by Luke D. Rosen

1. Each psalm may be played with any combination of instruments with no obligation to use all instruments at all.
2. No dynamic markings are given in the scores: the composer wishes for the conductor or group/director to take liberties with dynamics and have them grow organically from the ensemble and the space.
3. The Horn in F and Trombone I parts double each other (unless otherwise noted in the score parts):

For Brass Quartet, use Trumpet I/II and Trombone I/II.

For Brass Quintet, use Trumpet I/II, Horn in F, Trombone II, and Tuba.

SAMPLE

Flute

Psalm 17: Lord, When Your Glory Appears

Revised Grail Psalter
Ps 17: 1,5-6,8,15 (15b)

Luke D. Rosen

Steadily ♩ = 90
Introduction

7 **Cantor Refrain** **6** **Refrain**

18 **Verse 1,2,3**

22

28 **3**

35 **Final Refrain**

39 **molto rit.**

Psalm 17: 1, 5-6, 8, 15. Refrain text © 1969, 1981, 1997, ICEL. All rights reserved. Used with permission.

Verse text © 2010, The Revised Grail Psalms, Conception Abbey and the Grail. All rights reserved. Used with permission.





Music © 2004, 2013, Luke D. Rosen. All rights reserved.

Clarinet in B \flat
Revised Grail Psalter
Ps 17: 1,5-6,8,15 (15b)

Psalm 17: Lord, When Your Glory Appears

Luke D. Rosen

Steadily $\text{♩} = 90$
Introduction




Alto Saxophone
Revised Grail Psalter
Ps 17: 1,5-6,8,15 (15b)

Psalm 17: Lord, When Your Glory Appears

Luke D. Rosen

Steadily ♩ = 90
Introduction





Tenor Saxophone

Psalm 17: Lord, When Your Glory Appears

Revised Grail Psalter
Ps 17: 1,5-6,8,15 (15b)

Luke D. Rosen

Steadily ♩ = 90
Introduction



Psalm 17: 1, 5-6, 8, 15. Refrain text © 1969, 1981, 1997, ICEL. All rights reserved. Used with permission.

Verse text © 2010, The Revised Grail Psalms, Conception Abbey and the Grail. All rights reserved. Used with permission.

Music © 2004, 2013, Luke D. Rosen. All rights reserved.

Horn in F
Revised Grail Psalter
Ps 17: 1,5-6,8,15 (15b)

Psalm 17: Lord, When Your Glory Appears

Luke D. Rosen

Steadily ♩ = 90
Introduction

Musical staff for the Introduction section, measures 1-6. The staff is in 4/4 time with a key signature of one sharp (F#). The melody consists of quarter and eighth notes with various rests.

7 **Cantor Refrain** **Refrain**
6

Musical staff for the Cantor Refrain section, measures 7-12. It begins with a double bar line and a repeat sign. The melody continues with quarter and eighth notes.

18 **Verse 1,2,3** **Final Refrain**
16

Musical staff for the Verse and Final Refrain sections, measures 13-17. It begins with a double bar line and a repeat sign. The melody continues with quarter and eighth notes.

38 **molto rit.**

Musical staff for the final section, measures 18-21. The tempo marking is 'molto rit.'. The staff ends with a double bar line.

SAMPLE

Trumpet in B \flat I II

Revised Grail Psalter
Ps 17: 1,5-6,8,15 (15b)

Psalm 17: Lord, When Your Glory Appears

Luke D. Rosen

Steadily $\text{♩} = 90$
Introduction

7 **Cantor Refrain** **6** **Refrain**

18 **Verse 1,2,3** **4**

27 **4**

Final Refrain

35

39 **molto rit.**

Trombone I II

Revised Grail Psalter
Ps 17: 1,5-6,8,15 (15b)

Psalm 17: Lord, When Your Glory Appears

Luke D. Rosen

Steadily ♩ = 90
Introduction

Musical notation for the Introduction, measures 1-6. The key signature has one flat (B-flat) and the time signature is 4/4. The music consists of a series of chords and moving lines in the bass clef.

Musical notation for the Cantor Refrain, measures 7-17. Measure 7 is marked with a '6' and a repeat sign. The refrain begins in measure 8 and continues through measure 17.

Musical notation for Verse 1, 2, 3, measures 18-26. Measure 18 is marked with a '4' and a repeat sign. The verse continues through measure 26.

Musical notation for Verse 4, measures 27-34. Measure 27 is marked with a '4' and a repeat sign. The verse continues through measure 34.

Musical notation for the Final Refrain, measures 35-38. The refrain begins in measure 35 and continues through measure 38.

Musical notation for the final section, measures 39-42. Measure 39 is marked with a '4'. The section concludes with a **molto rit.** (ritardando) instruction.

Tuba

Psalm 17: Lord, When Your Glory Appears

Revised Grail Psalter
Ps 17: 1,5-6,8,15 (15b)


Luke D. Rosen

Steadily ♩ = 90
Introduction



7 **Cantor Refrain**
6

Refrain




18

Verse 1,2,3
4



27

4



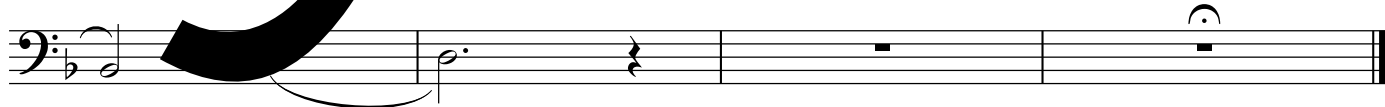
35

Final Refrain



39

molto rit.



Psalm 17: 1, 5-6, 8, 15. Refrain text © 1969, 1981, 1997, ICEL. All rights reserved. Used with permission.

Verse text © 2010, The Revised Grail Psalms, Conception Abbey and the Grail. All rights reserved. Used with permission.

Music © 2004, 2013, Luke D. Rosen. All rights reserved.

Violin I II
Revised Grail Psalter
Ps 17: 1,5-6,8,15 (15b)

Psalm 17: Lord, When Your Glory Appears

Luke D. Rosen

Steadily ♩ = 90
Introduction

Cantor Refrain

7 *pizz.*

Refrain
arco

13 *arco*

Verse 1,2,3

20

26

Final Refrain

31

37 **molto rit.**